

SIS

Source Industrial Supply



OPTICAL FIBER INSTRUMENTS AND TOOLS

Source Industrial Supply

Phone: +1-505-550-6501 and +1-505-565-5102 Fax: +1-505-814-5778

Email: info@sourceindustrialsupply.com

FUSION SPLICER OFS1000



► Specification

Applicable Fibers	SM,MM,NZ-DS,EDF
Average Splice Loss	0.02dB(SM),0.01dB(MM),0.04dB(NZDS),0.04dB(EDF)
Fiber aligning method	Core aligning
Splicing time	Typical 9sec,with standard SMfiber
Heating time	Typical 30sec
Electrode life	2500
Battery capacity	Typical 160cycles(splice and heat)
Monitor	5 inch colorLCD
Storage of splice result	6000 results
Tension Test	2.0N(200gf)(Standard)
Splicing Program	50 groups
Protection Sleeve Length	20mm,40mm,60mm
Power Supply	AC adaptor:100~240V,50/60Hz;DCadaptor:12V voltage 8AH

► Accessories

Fiber Cleaver(CLV-200)	1
Fiber Stripper	1
AC Adaptor	1
Battery	1
Charger	1
Spare Electrodes	1
Cooling Tray	1
Instruction CD	1
Carrying Case	1



PALM OTDR AOR500



► Specification

	AOR500-A	AOR500-B
Wavelength	1310±20nm/1550±20nm	
Dynamic Range	28dB/26dB	32dB/30dB
Event Dead Zone	<1.5m	
Attenuation Dead Zone	<8.0m	
Pulse Width	10ns,20ns,50ns,100ns,200ns,500ns,1.0us,2.5us	
Loss Resolution	0.001dB	
Distance Resolution	1m	
Connector	FC,SC	
VFL	1mW	
Data Storage	>1000 traces(standard 1GBSD card)	
Display	3.5 inch TFT color LCD	
Interface	USB	
Battery	Built-in rechargeable battery	
Working Time	>10hrs	

► Accessories

AC/DC adaptor	1
User manual	1
Carrying bag	1
USB cable	1
SD card	1
Calibration certificate	1



AUDIO FIBER CABLE DETECTOR AFD600



► Specification

	AFD600
Dynamic Range	10db/18db
Application Fiber	SM
Wavelength	1550nm
Display	3.5 inch TFT color LCD
Test distance	40/90km
Laser power	0-3dbm
Earphone port	3.5mm
Optical reflector	Return loss<2dm FC/PC connector
Power	Built-in rechargeable battery
Working Time	>8 hrs(Bellcore TR-NWT-001138)

► Accessories

Main Tester	1
Carrying bag	1
Fiber reflector	1
Li-ion Battery	1
AC/DC adapter	1
USER'S Guide	1



OPTICAL FIBER & NET CABLE TESTER APM80 SERIES



► Specification

Model Option	Power Meter	VFL	Copper Cable Test(RJ45/11)
APM80T	+10~-70dBm		
AOM80C	+26~-50dBm		
APM80T-V01	+10~-70dBm	1mW	
APM80T-V10	+10~-70dBm	10mW	
APM80C-V01	+26~-50dBm	1mW	
APM80C-V10	+26~-50dBm	10mW	
APM80NT	+10~-70dBm		√
APM80NC	+26~-50dBm		√
APM80NT-V01	+10~-70dBm	1mW	√
APM80NT-V10	+10~-70dBm	10mW	√
APM80NC-V01	+26~-50dBm	1mW	√
APM80NC-V10	+26~-50dBm	10mW	√
APM80-V01		1mW	
APM80-V10		10mW	
APM80N-V01		1mW	√
APM80N-V10		10mW	√

► Accessories

Standard	User's manual		FC connector	Calibration Certificate
	SC connector	ST connector	AC/DC adapter	Carrying bag
Optional				

OPTICAL POWER METER

			
APM80T(+10~-70dBm)	BOU350T(+10~-70dBm)	AOP100T(+10~-70dBm)	EPM30T(+10~-70dBm)
APM80C(+26~-50dBm)	BOU350C(+26~-50dBm)	AOP100C(+26~-50dBm)	EPM30C(+26~-50dBm)

► Specification

	APM80T/C	BOU350T/C	AOP100T/C	EPM30T/C
Calibrated Wavelengths	850nm/1310nm/1490nm/1550nm/1625nm			
Accuracy*	±0.2dB			
Resolution	0.01dB			
Connector	FC&2.5mm UPP			
Automatic Power Off	No operation in 10 minutes(can be cancelled),Low battery energy			
Build in VFL(Optional)	1mW or 10mW			
LED Light	CW & SOS Glint	NO	NO	NO
Net Test(Optional)	Rj45 & Rj11	NO	NO	NO
Data Storage	NO	NO	YES	YES
REF & dB	NO	YES	YES	YES
Auto Wavelength Detect	NO	NO	YES,optional	YES,optional
Data Transfer	NO	NO	YES,optional	NO
Real Time Monitor	NO	NO	7X24H,optional	NO
Battery Charge	YES			
Battery	AA*2 batteries			AA*3 batteries
Battery Life	Above 100 hours			

► Accessories

	Optional	YES	YES	YES
Carrying bag	Optional	YES	YES	YES
SC Adapter	Optional	Optional	Optional	YES
ST Adapter	Optional	Optional	Optional	Optional
AC/DC Adapter	Optional	Optional	Optional	Optional
PC Connection	NO	NO	Optional	NO

*at 20±3℃,CW,with FC connector,-10dBm

*For 850nm/1300nm,the Min.Power measurement is -60dBm or -40dBm

LASER SOURCE

			
BOU350	AOS200	ELS10	AML390
1~3wavelengths	1~3wavelengths+VFL	1~3wavelengths	1~3wavelengths+VFL

► Wavelength Option:

Multimode		Single mode				650nm VFL	
M8	M3	S3	S4	S5	S6	V01	V10
850nm	1300nm	1310nm	1490nm	1550nm	1625nm	1mW	10mW

Example:

BOU350-S3S5, it has 1310nm,1550nm

AOS200-S3S4S5,BOU350-S3S4S5,they have 1310nm,1490nm,1550nm

AML390-M3M8S3S4S5-V01, it has 650nm(1mW VFL),850nm,1300nm,1310nm,1490nm,1550nm

► Specification

Stabilization	$\pm 0.05\text{dB}/1 \text{ hour}, \pm 0.1\text{dB}/8 \text{ hours}$
Output Power	$> -6.0\text{dBm}@1310\text{nm}/1490\text{nm}/1550\text{nm}/1625\text{nm}$
	$> -10.0\text{dBm}@850\text{nm}/1300\text{nm}$
Modulation	270Hz,1KHz,2KHz
Connector	FC/PC or customize
Wavelength ID	Only AOS200,ELS10
Auto Power Off	No operation in 10 minutes(can be cancelled),Low battery energy
Battery Charge	YES
Operate Time	Above 16 hours
Output Power	AA batteries

*After 5 minutes warm-up, $20\pm 3^{\circ}\text{C}$,CW,FC connector

► Accessories

Standard	Carrying bag	1
	User's manual	1
Optional	AC/DC adaptor	1

VISUAL FAULT LOCATOR

				
Box type	Box type	Pen type(Metal Body)	Pen type(Plastic Body)	Pen type(Metal Body)
BOU350-V01(>1mW)	APM80-V01(>1mW)	BML205-1(>1mW)	BML206-1(>1mW)	BML207-1(>1mW)
BOU350-V10(>10mW)	APM80-V10(>10mW)	BML205-10(>10mW)	BML206-10(>10mW)	BML207-10(>10mW)
BOU350-V15(>15mW)	APM80-V15(>15mW)	BML205-15(>15mW)	BML206-15(>15mW)	
BOU350-V20(>20mW)	APM80-V20(>20mW)	BML205-20(>20mW)	BML206-20(>20mW)	
BOU350-V25(>25mW)	APM80-V25(>25mW)	BML205-25(>25mW)	BML206-25(>25mW)	
BOU350-V30(>30mW)	APM80-V30(>30mW)	BML205-30(>30mW)	BML206-30(>30mW)	

► Specification

	BOU350-V	APM80-V	BML205/207	BML206
Wavelength	650nm±20nm			
Glint	2Hz			
Connector	2.5mm UPP(1.25mm UPP is optional)			
Auto Power Off	No operation in 10 minutes(can be canceled)		NO	
Battery Charge	Yes		NO	
Battery	AA*2 batteries			
Net Test(Optional)	NO	Optional	NO	NO
Size	160mm*75mm*32mm	105mm*52mm*34mm	170mm*24mm Dia.	172mm*25mm Dia.
Weight	About 170g	About 100g	About 80g	About 50g

► Accessories

	BOU350-V	APM80-V	BML205/207	BML206
Carrying bag	YES	Optional	YES	NO
AC/DC adaptor	Optional	Optional	NO	NO

PON POWER METER



AOF500



EPN70

► Model Option

	AOF500	AOF500T	AOF500C	AOF500-V1	AOF500-V10
	EPN70	EPN70T	EPN70C	EPN70V	EPN70V-10
VFL(1mW)				√	
VFL(10mW)					√
OPM(+10~-70dBm)		√			
OPM(+26~-50dBm)			√		

► Specification

	AOF500	EPN70
Measurement Range	1310nm:+10~-35dBm	
	1490nm:+10~-50dBm	
	1550nm:+25~-45dBm	
Accuracy*	±0.5dB(burst signal)	
	±0.2dB	
LCD	Color LCD	Monochrome LCD
Threshold sets	10	
Data Storage	100	
Connector	SC/PC(or customise)	
Auto Power Off	No operation in 10 minutes(can be cancelled),Low battery energy	
Battery Charge	Yes	
Connect To PC	Optional function	
Manual Calibration	Yes	
Operate Time	Above 36 hours	
Power Supply	3*AA batteries of AC/DC adaptor	

*at 20±3°C,with SC/PC connector,-10dBm

► Accessories

Standard	Carrying bag	1
	User's manual	1
	Calibration certification	1
Optional	AC/DC adaptor	1

FIBER IDENTIFIER AFI400/420



► Specification

	AFI400	AFI420S	AFI420L
Wavelength Range	800 to 1700nm(SM)		
Recognizable signal type*	CW,2KHz,1KHz,270Hz± 10%		
Detector Type	InGaAs 2pcs		
Fiber Type	0.9,0.25,2.0,3.0mm fiber		
Sensitivity	+10~-50dBm		
Accuracy*	+10dB to -30dBm(Continuous Wave)		
	+10dB to -25dBm(Modulated Signal)		
LED Indicator	Signal direction;signal frequency(2KHz/1KHz/270Hz);Low battery		
Visual Fault Locator	No	1mW	10mW
Storage Temperature	-20~+60°C, <90%RH		
Operating Temperature	-10~+50°C, <90%RH		
Power Supply	AA*2		

*at 20±3°C,1550nm wavelength,0.9mm fiber,with white coat,270Hz,error<5%

*0.25,2.0,3.0mm fiber.the performance at continuous wave will be lower

*1KHz,2KHz,the performance at modulated signal will be lower

*at 1310nm wavelength,the performance will be lower

► Accessories

Standard	Carrying bag	1
	User's manual	1
	Calibration certification	1

OPTICAL LOSS TESTER



► Model Option

AOU400 Models	AMU900,BOU350Models	Power Meter	Laser Source	Visual Fault Locator
AOU400T-S3S5	BOU350T-S3S5	+10~-70dBm	1310&1550nm	NO
AOU400C-S3S5	BOU350C-S3S5	+26~-50dBm	1310&1550nm	NO
AOU400T-S3S5-V01	AMU900T-S3S5-V01	+10~-70dBm	1310&1550nm	1mW
AOU400C-S3S5-V01	AMU900C-S3S5-V01	+26~-50dBm	1310&1550nm	1mW
AOU400T-S3S5-V10	AMU900T-S3S5-V10	+10~-70dBm	1310&1550nm	10mW
AOU400C-S3S5-V10	AMU900C-S3S5-V10	+26~-50dBm	1310&1550nm	10mW
AOU400T-S3S4S5-V01	AMU900T-S3S4S5-V01	+10~-70dBm	1310&1490&1550nm	1mW
AOU400C-S3S4S5-V01	AMU900C-S3S4S5-V01	+26~-50dBm	1310&1490&1550nm	1mW
AOU400T-S3S4S5-V10	AMU900T-S3S4S5-V10	+10~-70dBm	1310&1490&1550nm	10mW
AOU400C-S3S4S5-V10	AMU900C-S3S4S5-V10	+26~-50dBm	1310&1490&1550nm	10mW

► Specification

OLS Module	Output Power	>-6.0dBm@1310/1490/1550/1625,>-10.0dBm@850/1300nm	
	Stabilization*	±0.05dB/1 hour,±0.1dB/8 hours	
	Modulation	270Hz,1KHz,2KHz	
	Connector	BOU350:FC/PC	AMU900,AOU400:FC/PC or customize
VFL Module	Glint	2Hz	
	Connector	2.5mm UPP	
OPM Module	Accuracy	±0.2dB(+6~-60dBm)	
	Cal. Wavelengths	850nm/1300nm/1310nm/1490nm/1550nm/1625nm	
	Tone Detector	Yes	
	Connector	FC&2.5mm,UPP,(SC,ST optional)	FC,SC&2.5mm,UPP,(ST optional)
AOU400 only	Data Storage	Yes	
	Data Transfer	Yes,optional(7X24H RealTime Monitor)	
	Auto Power Off	No operation in 10 minutes(can be cancelled),Low battery energy	
	Battery Charge	Yes	
	Power Supply	AA*2	

OPTICAL TALK SET AOT600



► Specification



Wavelength	A:1310nm,B:1550nm
Operating Style	Full duplex communication
Output Power	>-5dBm
Fiber Type	SM
Dynamic Range*	SM fiber:45dB
Dynamic Distance	SM fiber:>120km
Connecting Adapter	FC/PC
Battery Charge	Optional
Operate Time	Above 12 hours
Power Supply	2*AA
Weight	About 200g*2

*at 20±3℃,1550nm wavelength,without fiber clamper

► Accessories

Standard	Carrying box	1
	User's manual	1
	Earphone and Mic	2
	Calibration certification	1

OPTICAL VARIABLE ATTENUATOR

	
BVA610(mechanical)(0~60dB)	EVA50-40(digital)(0-40dB)
	EVA50-60(digital)(0-60dB)
	EVA50-80(digital)(0-80dB)

► Specification

	BVA610	EVA50-40	EVA50-60	EVA50-80
Wavelength	1310nm,1550nm	1310nm,1490nm,1550nm		
Attenuating Range	60dB	40dB	60dB	80dB
Fiber Type	SM			
Attenuating Mode	Mechanical	digital		
Display	LED	LCD		
Resolution	No	0.1dB		
Connector	FC/PC(or customize)			
Insertion Loss*	<3.0dB	<2.5dB		
Uncertainty	No	±0.5dB		
Repeatability*	No	±0.2dB		
Auto Power Off	No operation in 10 minutes(can be cancelled),Low battery energy			
Data Storage	No	Yes		
Battery Charge	Yes			
Power Supply	2*AA or AC/DC adaptor	3*AA or AC/DC adaptor		
Size	170mm*105mm*55mm	190mm*90mm*40mm		
Weight	About 460g	About 450g		

► Accessories

Standard	Carrying bag	1
	User's manual	1
Optional	AC/DC adapter	1

INSERTION / RETURN LOSS TESTER

GRL200



► Specification

Return Loss Module		GRL200
	Calibration Wavelength	1310nm&1550nm(option:1490nm)
	Test Range	0~75dB
	Accuracy	0~50dB:0.5dB;50~75dB:0.8dB
	Display Resolution	0.01&0.001dB
	Connector	FC/APC
Insertion Loss &Power Meter Mode	Calibration Wavelength	850nm/1300nm/1310nm/1490nm/1550nm/1625nm
	Test Range	+4~-80dBm
	Accuracy	±0.2dB
	Display Resolution	0.001&0.01dBm
	Connector	FC/SC/LC/2.5SUPP/1.25SUPP
Laser Source Mode	Wavelength	1310&1550&850nm(option:1490nm)
	Output Power	-2dBm±0.5dB(850nm:-10dBm±0.5dB)
	Connector	FC/APC(850nm:FC/PC)
	VFL	650nm,1mW
Others	Display	color LCD
	Easy Guider	Yes
	Size	310mm*210mm*80mm
	Weight	About 2.1kg

Optical Loss Test Set GMU500A



► Specification

Laser source	Wavelength(nm)	1310nm/1490nm/1550nm (optional: 850nm/1300nm) or customized		
	Output Power	>-6dB		
	Stability	0.01dB after 10 minutes warm up		
	Modulation	270Hz	1KHz	2KHz
	Connector	FC		
Visual Fault Locator	Wavelength	650nm±20nm		
	Glint	2Hz		
	Output Power	>1mW		
Power meter	TestRange	+3~-80dB		
	Resolution	0.01dB or 0.001dB		
	Calibrated Wavelength	850/1300/1310/1490/1550/1625nm		
	Connector	FC, SC, ST, LC		
	User Defined Wavelength	Yes		
	RealTime Test	Real time waveform with zoom in/outfunction 5 minutes laser source stability record and display Max. Variaty		

► Accessories

Standard	Main Body	1
	Power Supply Cable	1
	User's manual	1
	Calibration certification	1

FIBER CLEAVER

			
CLV-100A	CLV-100	CLV-200A	CLV-200E

► Specification

	CLV-100A	CLV-100	CLV-200A	CLV-200E
Bare Fiber Diameter	125um			
Coating Fiber Diameter	250um,900um			
Cleaving length	250um:9~16mm,900um:10~16mm			
Blade Life	54000 fibers(1500fiber x3 height x 12 positions)			
Fiber Dustbin	YES	NO	NO	NO
Drop fiber Holder FO-1	Optional	Optional		Optional
3 in 1 fiber holder FO-2			Standard	
Auto Return	YES	NO	YES	NO
Size	95*90*65mm	76*63*62mm	64*59*53mm	62*57*51mm
Net Weight	About 420g	About 370g	About 280g	About 260g



► STANDARD PACKAGE

	CLV-100A	CLV-100	CLV-200A	CLV-200E
Main body	1pc	1pc	1pc	1pc
Fiber Plate	1pc	1pc	1pc	1pc
Fiber scrap collector	1pc	-	-	-
Carrying case	1pc	1pc	1pc	1pc

NOTE:PLEASE CONTACT TRIBER FOR AVAILABILITY AND LEAD TIME.

► 3 IN 1 FIBER PLATE FO-2 FOR CLV200-A ONLY

► OPTICAL:DROP FIBER PLATE FO-1

		
Bare Fiber	Drop Cable	Patch Cord



ELECTRODE & CLEVER BLADE



FUJIKURA	FSM-40S,FSM-40S-B,FSM-40-F,FSM-40-PM	EL-40
	FSM-50S/50R,FSM-60S/60R	EL-50
FURUKAWA	S175,S176,S177	EL-177
	S178	EL-178
SUMITOMO	TYPE-65M12,TYPE-65M8,TYPE-45S,TYPE-45M	EL-65
	TYPE-37,TYPE-HSB	EL-37
	TYPE-PM,TYPE-36	EL-36
	TYPE-39,TYPE-66	EL-39
ILSINTECH	KEYMAN F1	EL-S1
	KEYMAN S1	EL-F1



FUJIKURA	CT-07	CB-07
FUJIKURA	CT-20	CB-30
	CT-30	
ILSINTECH	CI-01	
FURUKAWA	S324,S325	CB-324
SUMITOMO	FC-6S	CB-06

E1 BER TESTER DEB100E



► Specification

Bit Rate	2084kb/s±50ppm
Connector	Standard:75 ohm unbalanced,high resistance input impedance
	Optional:120 ohm balanced
Input Sensitivity	0~-43dB
Circuitry Code	HDB3
Frame Type	Framed N*64kpbs/unframed
Frame Pattern	PCM30,PCM30CRC,PCM31,PCM31CRC
TestPattern	Random pseudo code:2 ¹⁵ -1,2 ¹¹ -1
	Fixed code:1111,0000,1010
Alarm Insertion And Check	LOS,LOF,AIS,RA
Error Code Insertion	Single,10E-3.10E-6
Result Analysis	G.821,G.826 and M.2100
Storage	99 results
Data Transfer	Option:Rs232 to PC
Power Supply	AA*4 batteries or AC/DC adaptor
Weight	About 440g

► Accessories

Standard	AC/DC adapter	1
	75 ohm cable BNC-BNC	2
	User's manual	1
	Calibration certification	1
	Carrying Bag	1
Optional	75 ohm to 120 ohm convertor	1
	RS 232 cable and PC Software	1
	120 ohm cable	1

FTTH TOOLS LIST I




TK-1	TK-2	TK-3	TK-4
			
CHINA 1 HOLE FIBER STRIPPER	CHINA 2 HOLE FIBER STRIPPER	CHINA 3 HOLE FIBER STRIPPER	USA TYCO KMS-K LENGTHWAYS STRIPPER

TK-5	TK-6	TK-7	TK-8
			
CHINA TUBING CUTTER 910133	CHINA IDEAL 45-162 BUFF TUBE STRIPPER	CHINA ALCOHOL BOTTLE	CHINA WIRE STRIPPER 304157

TK-9	TK-10	TK-11	TK-12
			
USA Kevlar / Electronic cutter 2907	CHINA FIBER CABLE SLITTER	CHINA BUFF TUBE STRIPPER G&T	CHINA Round cable stripper 305128





FTTH TOOLS LIST II

TK-13	TK-14	TK-15	TK-16
			
CHINA Drop Fiber Cable stripper CLV300	CHINA Drop Fiber Cable stripper CLV400	SINGLE FIBER PROTECTION SLEEVE 60MM/40MM	Fiber Microscope

TK-17	TK-18	TK-19	TK-20
			
USA KIMTECH KIMSIPES CLEANING WIPES	CHINA Fiber Microscope FK-410P	CHINA Fiber Connector Cleaner Cassette	One Click Cleaner 2.5mm or 1.25mm

TK-21	TK-22	TK-23	TK-24
			
CHINA IDEAL 45-163 BUFF TUBE STRIPPER	CONNECTOR HEAT OVEN	RG59, RG6, RG11 CRIMPING TOOL FOR F CONNECTOR	TUNGSTEN STEEL / RUBY PEN TYPE CUTTER

FTTH TOOLS LIST III

TK-25	TK-26	TK-27	TK-28
			
KEVLAR CUTTER	RIBBON FIBER BUFF STRIPPER	MINI WIRE CUTTER	KRONE TOOL

TK-29	TK-30	TK-31
		
FTTH TOOL BAG (EMPTY)	PORTABLE FIBER OPTIC POLISHING MACHINE	Cable Stripper Pro' s kit 6PK-501